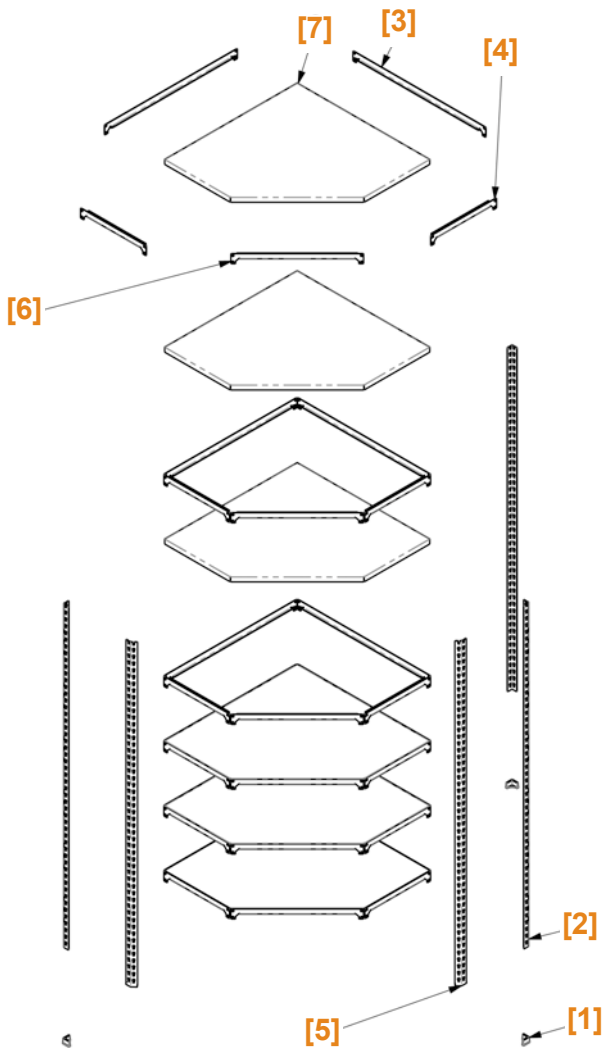


CORNER RAX2 MEDIUM DUTY SHELVING



Before you begin...

- ✓ Ensure that you have sufficient space to work and allow at least **ONE HOUR** for assembly, particularly if you have never built a unit before. We recommend **two-person** assembly.
- ✓ Always use a rubber mallet for assembly and **NEVER** a metal hammer. Please note: **force is required!** The components are designed to fit tightly together so that they don't wobble or break apart, so a light tap will **NOT** locate the parts sufficiently.
- ✓ We recommend wearing gloves when assembling.

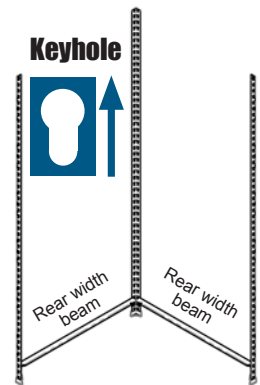
Assembly instructions

STEP 1: Attach the five feet [1] onto the uprights [2] & [5]

NOTE: The two front uprights [5] on this unit have different feet to the other three uprights and are formed from protective strips (supplied).

STEP 2: Join the three corner uprights [2] at the lower-most shelf level using two rear width beams [3] (see illustration on the right).

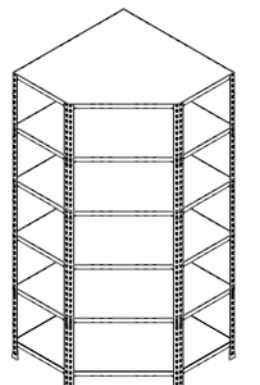
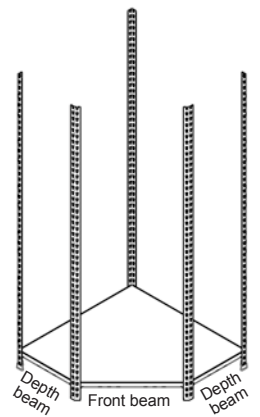
To add a width beam, strike its lugs firmly down into the "keyholes" of the uprights using a rubber mallet. Force is required. **NOTE: the lugs do not need to go completely to the bottom of the keyholes.** Pinch the side beam and upright together using thumb and forefinger directly between the lugs to ensure they are located before hammering.



STEP 3: Now add the two obtuse-angled front uprights [5] to the corner uprights using depth beams [4]

STEP 4: Join the two obtuse-angled front uprights [5] together by adding a front beam [6]

STEP 5: Place a shelf [7] onto the constructed shelf level, and then repeat the above steps working upwards to complete your unit (see illustration on the right).



SH=LVINGDirect

Thank you for purchasing your ShelvingDirect® shelving

If you have any questions regarding the assembly or contents of your order, please call ShelvingDirect® on **0121 508 5877** Monday to Friday 8.30am–5.30pm or email sales@shelvingdirect.co.uk

ShelvingDirect® is a trading name of Rotadex Systems Ltd, Systems House, Central Business Park, Mackadown Lane, Birmingham B33 0JL.

See website for warranty terms and conditions



NOTE: Your unit may feature a different number of shelf levels to the illustrations on this page, depending on the individual product(s) you have purchased.